

**Modular Cooking Range Line  
 thermaline 80 - 2 X 5 lt Wells  
 Freestanding Electric Pasta Cooker, 1  
 Side, Backsplash, H=800**

ITEM # \_\_\_\_\_

MODEL # \_\_\_\_\_

NAME # \_\_\_\_\_

SIS # \_\_\_\_\_

AIA # \_\_\_\_\_



**588290 (MAKAFBDDAO)**

5+5lt electric Pasta Cooker,  
 one-side operated with  
 backsplash

### Short Form Specification

**Item No.** \_\_\_\_\_

Unit constructed according to DIN 18860\_2 with 20 mm drop nose top and 70 mm recessed plinth. Internal frame for heavy duty sturdiness in stainless steel. 2 mm top in 1.4301 (AISI 304). Flat surface construction, easily cleanable. THERMODUL connection system enables seamless worktop when units are connected and avoids soil penetrating. Appliance which can also be used to cook noodles of every kind, rice, dumplings and vegetables. Water basin in 1.4435 (AISI 316L) stainless steel, with automatic constant water level re-fill and water temperature regulation via sensors. Integrated drip tray to drain baskets. Compatible with automatic basket lifting system to facilitate lifting operations. Safety systems and automatic low-water level shut-off protect against overheating. All-round basin raised edges to protect against soil infiltration. Standby function saves energy and quickly recovers maximum power. Metal knobs with embedded hygienic silicon "soft" grip enable easier handling and cleaning. IPX5 water resistant certification.

Configuration: Freestanding, one-side operated with backsplash.

### Main Features

- All major components may be easily accessed from the front.
- THERMODUL connection system creates a seamless work top when units are connected to each other thus avoiding soil penetrating vital components and facilitating the removal of units in case of replacement or service.
- Metal knobs with embedded hygienic "soft-touch" grip for easier handling and cleaning. The special design of the controls prevents infiltration of liquids or soil into vital components.
- Constant water level refill.
- Automatic low-water level shut-off: no accidental over-heating.
- In addition to cooking pasta, the appliance can be used for noodles of every kind, rice, dumplings and vegetables.
- Easy to clean basin with rounded corners.
- Large visible digital display manufactured in tempered glass to resist heat and chemicals, showing temperatures or power settings. The display also shows on/off status of the appliance and on/off status of the heating elements.
- Raised edge all around the well to protect from infiltration of dirt from worktop.
- Safety systems protect against overtemperature and can be manually reset.
- Automatic water re-fill regulated by water level sensor at maximum volume.
- Water temperature controlled by electronic sensor and can be selected using 5 power levels.

### Construction

- 2 mm top in 1.4301 (AISI 304).
- Unit constructed according to DIN 18860\_2 with 20 mm drop nose top and 70 mm recessed plinth.
- Flat surface construction with minimal hidden areas to easily clean all surfaces
- IPX5 water resistance certification.
- Water basin in 1.4435 (AISI 316L) stainless steel is seamlessly welded into the top of the appliance.
- Internal frame for heavy duty sturdiness in stainless steel.

### Sustainability

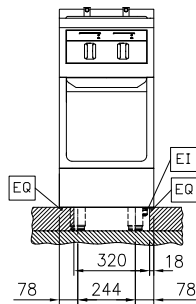


- Standby function for energy saving and fast recovery of maximum power.

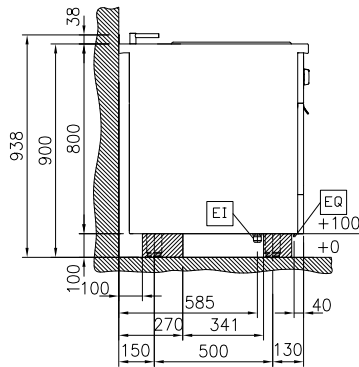
### Optional Accessories

**APPROVAL:** \_\_\_\_\_

Front

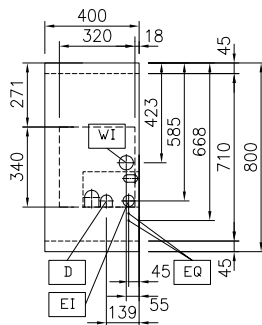


Side



D = Drain  
 EI = Electrical inlet (power)  
 EQ = Equipotential screw  
 WI = Water inlet

Top



### Electric

Supply voltage: 400 V/3N ph/50/60 Hz  
 Electrical power, max: 5 kW  
 Total Watts: 5 kW

### Water:

Incoming Cold/hot Water line size: 3/4"  
 Drain line size: 1"

### Key Information:

Number of wells: 2  
 Usable well dimensions (width): 140 mm  
 Usable well dimensions (height): 225 mm  
 Usable well dimensions (depth): 345 mm  
 Well capacity: 4 lt MIN; 5 lt MAX  
 Thermostat Range: 40 °C MIN; 90 °C MAX  
 External dimensions, Width: 400 mm  
 External dimensions, Depth: 800 mm  
 External dimensions, Height: 800 mm  
 Net weight: 55 kg  
 Configuration: On Base; One-Side Operated

### Sustainability

Current consumption: 7.2 Amps

## Optional Accessories

- |   |            |                          |  |            |                          |
|---|------------|--------------------------|--|------------|--------------------------|
| • Connecting rail kit for appliances with backsplash, 800mm   | PNC 912497 | <input type="checkbox"/> | • Side reinforced panel only in combination with side shelf for against the wall installations, left   | PNC 913264 | <input type="checkbox"/> |
| • Portioning shelf, 400mm width   | PNC 912522 | <input type="checkbox"/> | • Side reinforced panel only in combination with side shelf, for against the wall installations, right | PNC 913266 | <input type="checkbox"/> |
| • Portioning shelf, 400mm width   | PNC 912552 | <input type="checkbox"/> | • Filter W=400mm   | PNC 913663 | <input type="checkbox"/> |
| • Folding shelf, 300x800mm  | PNC 912577 | <input type="checkbox"/> | • Electric mainswitch 25A 4mm <sup>2</sup> NM for modular H800 electric units (factory fitted)         | PNC 913676 | <input type="checkbox"/> |
| • Folding shelf, 400x800mm  | PNC 912578 | <input type="checkbox"/> |  |            |                          |
| • Fixed side shelf, 200x800mm   | PNC 912583 | <input type="checkbox"/> |  |            |                          |
| • Fixed side shelf, 300x800mm   | PNC 912584 | <input type="checkbox"/> |  |            |                          |
| • Fixed side shelf, 400x800mm   | PNC 912585 | <input type="checkbox"/> |  |            |                          |
| • Stainless steel front kicking strip, 400mm width  | PNC 912594 | <input type="checkbox"/> |  |            |                          |
| • Stainless steel side kicking strips left and right, against the wall, 800mm width   | PNC 912622 | <input type="checkbox"/> |  |            |                          |
| • Stainless steel side kicking strips left and right, back-to-back, 1610mm width  | PNC 912625 | <input type="checkbox"/> |  |            |                          |
| • Stainless steel plinth, against wall, 400mm width   | PNC 912802 | <input type="checkbox"/> |  |            |                          |
| • Connecting rail kit for appliances with backsplash: modular 80 (on the left), ProThermetic tilting (on the right), ProThermetic stationary (on the left) to ProThermetic tilting (on the right) | PNC 912977 | <input type="checkbox"/> |  |            |                          |
| • Connecting rail kit for appliances with backsplash: modular 80 (on the right), ProThermetic tilting (on the left), ProThermetic stationary (on the right) to ProThermetic tilting (on the left) | PNC 912978 | <input type="checkbox"/> |  |            |                          |
| • Back panel, 400x800mm, for units with backsplash  | PNC 913022 | <input type="checkbox"/> |  |            |                          |
| • 2 baskets for 2x5lt pasta cooker  | PNC 913034 | <input type="checkbox"/> |  |            |                          |
| • Stainless steel panel, 800x800mm, against wall, left side   | PNC 913094 | <input type="checkbox"/> |  |            |                          |
| • Stainless steel panel, 800x800mm, flush-fitting, against wall, right side   | PNC 913098 | <input type="checkbox"/> |  |            |                          |
| • Endrail kit, flush-fitting, with backsplash, left   | PNC 913113 | <input type="checkbox"/> |  |            |                          |
| • Endrail kit, flush-fitting, with backsplash, right  | PNC 913114 | <input type="checkbox"/> |  |            |                          |
| • Lid for 2x5lt pasta cooker  | PNC 913150 | <input type="checkbox"/> |  |            |                          |
| • False bottom for 2x5lt pasta cooker basket  | PNC 913158 | <input type="checkbox"/> |  |            |                          |
| • Endrail kit (12.5mm) for thermaline 80 units with backsplash, left  | PNC 913204 | <input type="checkbox"/> |  |            |                          |
| • Endrail kit (12.5mm) for thermaline 80 units with backsplash, right   | PNC 913205 | <input type="checkbox"/> |  |            |                          |
| • U-clamping rail for back-to-back installations with backsplash (to be ordered as S-code)  | PNC 913226 | <input type="checkbox"/> |  |            |                          |
| • Insert profile D=800mm  | PNC 913230 | <input type="checkbox"/> |  |            |                          |
| • Energy optimizer kit 14A - factory fitted   | PNC 913244 | <input type="checkbox"/> |  |            |                          |